



US006454992B1

(12) **United States Patent**
Hebsur

(10) **Patent No.:** **US 6,454,992 B1**
(45) **Date of Patent:** **Sep. 24, 2002**

(54) **OXIDATION RESISTANT AND LOW COEFFICIENT OF THERMAL EXPANSION NIAI-COCRALY ALLOY**

5,981,091 A 11/1999 Rickerby et al. 428/670

OTHER PUBLICATIONS

(75) Inventor: **Mohan G. Hebsur**, North Olmsted, OH (US)

HITEMP Review, 1989, Advanced High Temperature Engine Materials Technology Program, NASA Conference Publication 10039, "Oxidation of Aluminides", Joseph Doychak et al.

(73) Assignee: **Ohio Aerospace Institute**, Cleveland, OH (US)

Thermal Barrier Coating Workshop, NASA Conference Publication 3312 (1995), "Properties of Plasma Sprayed Bond Coats", W. J. Bindley.

(*) Notice: Subject to any disclaimer, the term of this patent is extended or adjusted under 35 U.S.C. 154(b) by 0 days.

MRS Proceedings Reprint, Mat. Res. Soc. Symp. Proc. vol. 364, NiAl-Base Composite Containing High Volume Fraction of AlN Particulate for Advanced Engines, Mohan G. Hebsur et al., pp. 579-584.

(21) Appl. No.: **09/675,846**

Oxidation of Metals, vol. 12, No. 4, 1978, The Cyclic Oxidation Resistance of Cobalt-Chromium-Aluminum Alloys at 1100 and 1200° C and a Comparison with the Nickel-Chromium-Aluminum Alloy System, Charles A. Barrett et al., pp. 293-311.

(22) Filed: **Sep. 29, 2000**

(51) **Int. Cl.**⁷ **B22F 1/00**

(52) **U.S. Cl.** **419/32; 419/33**

(58) **Field of Search** 419/32, 48, 49, 419/33

* cited by examiner

(56) **References Cited**

Primary Examiner—Daniel J. Jenkins

(74) *Attorney, Agent, or Firm*—Pearne & Gordon LLP

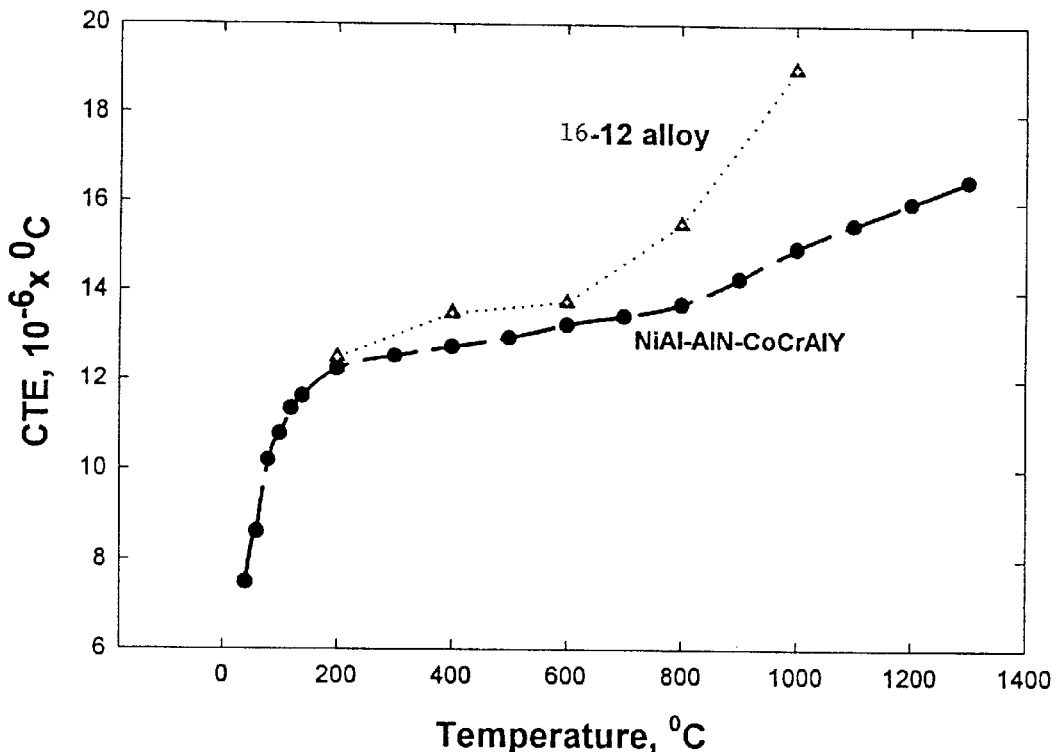
U.S. PATENT DOCUMENTS

(57) **ABSTRACT**

4,321,311 A	3/1982	Strangman	428/623
4,405,659 A	9/1983	Strangman	427/248.1
5,230,924 A	7/1993	Li	427/229
5,514,482 A	5/1996	Strangman	428/623
5,635,654 A	* 6/1997	Hebsur et al.	75/244
5,916,382 A	6/1999	Sato et al.	148/404
5,952,110 A	9/1999	Schell et al.	428/621

A bond coat composition for use in thermal barrier coatings comprises a NiAl-CoCrAlY matrix containing particles of AlN dispersed therein. The bond coat composition is prepared by cryomilling NiAl and CoCrAlY in liquid nitrogen.

5 Claims, 6 Drawing Sheets






FIG. 1

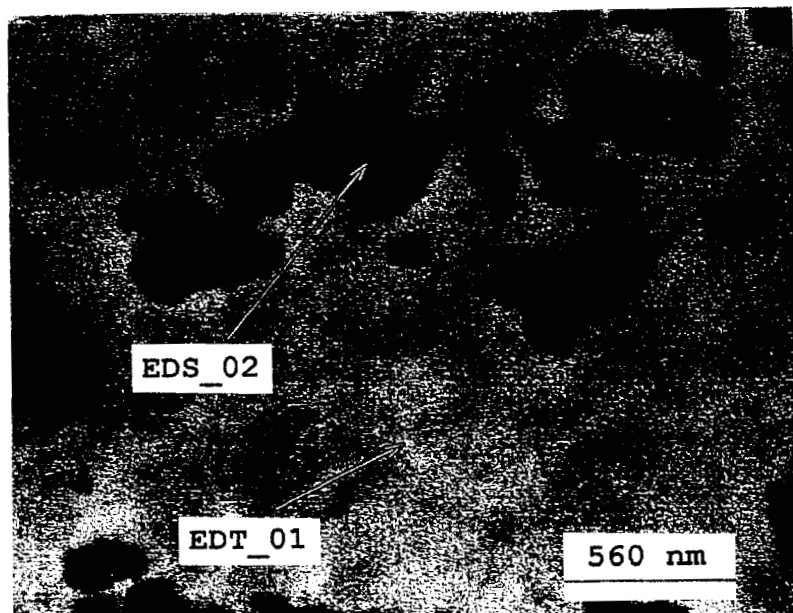


FIG. 1A

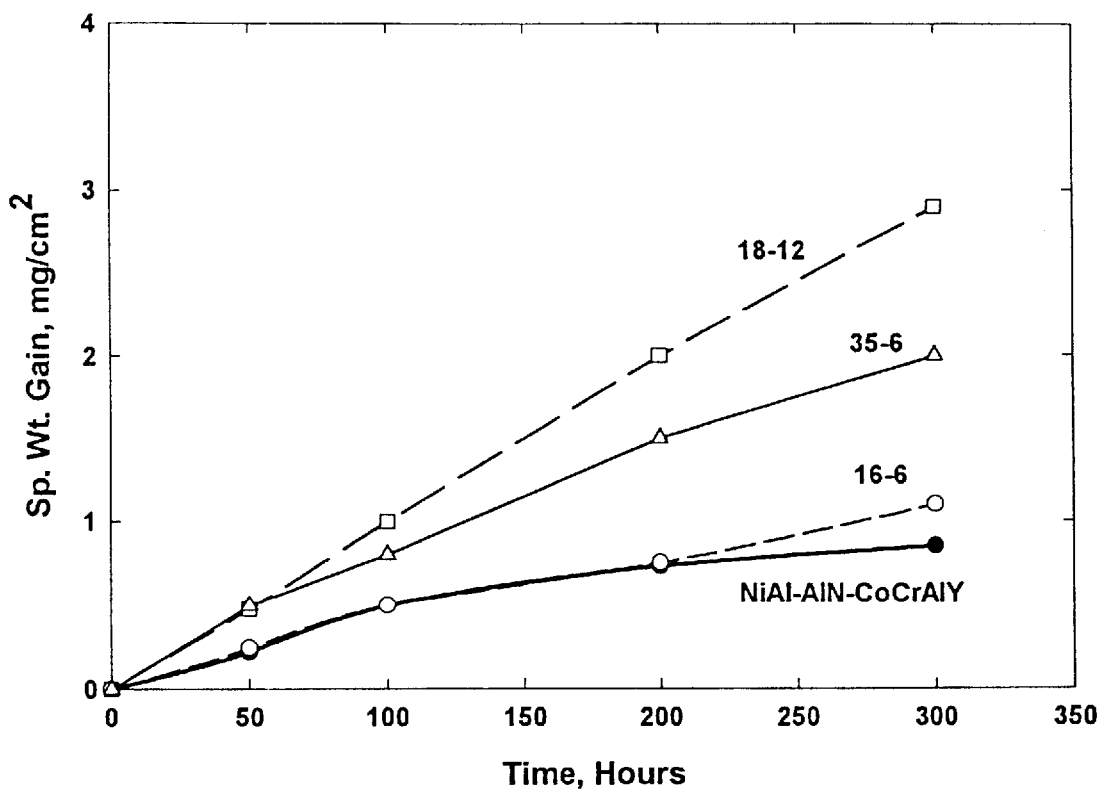


FIG. 2

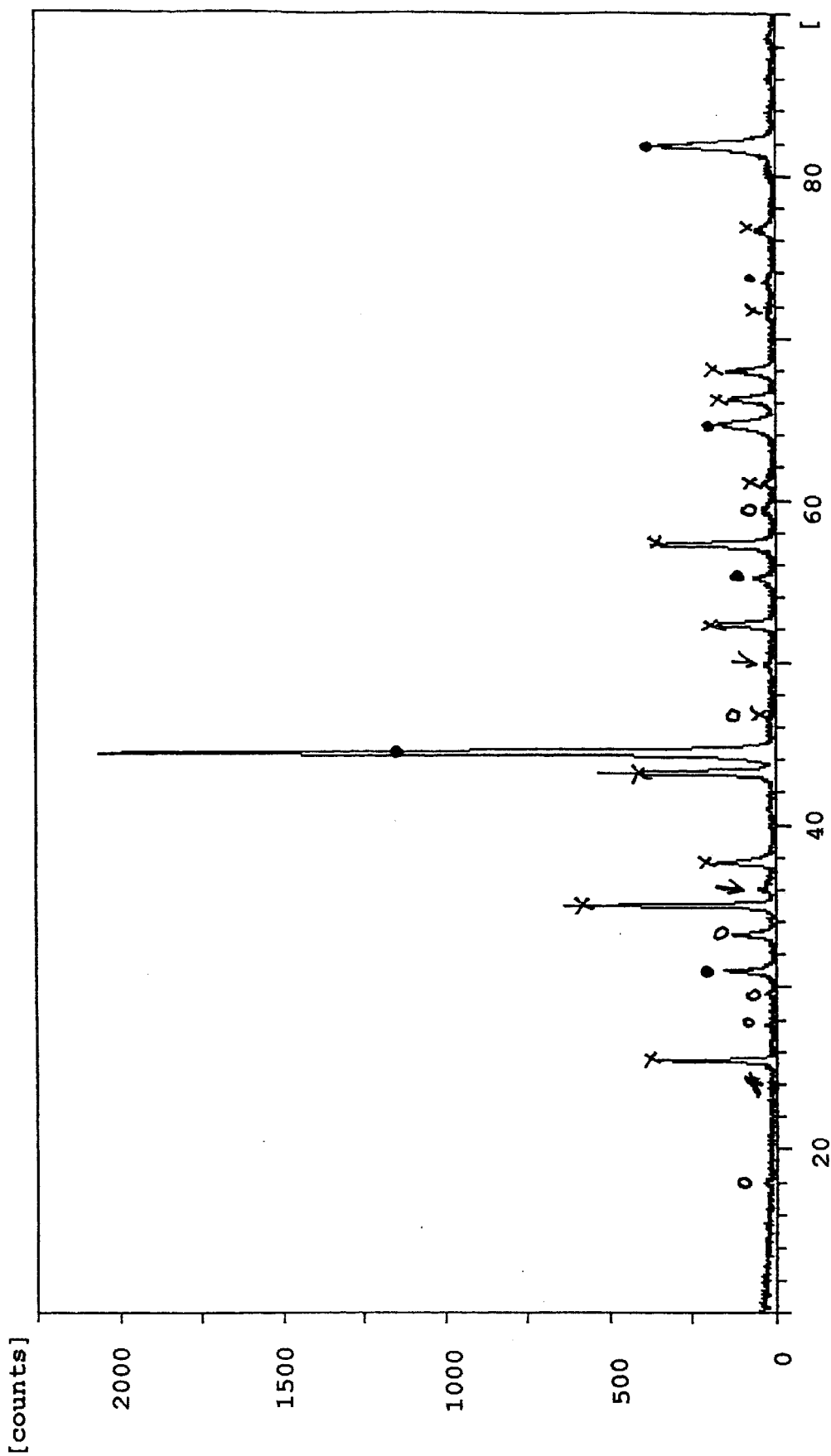


FIG. 3

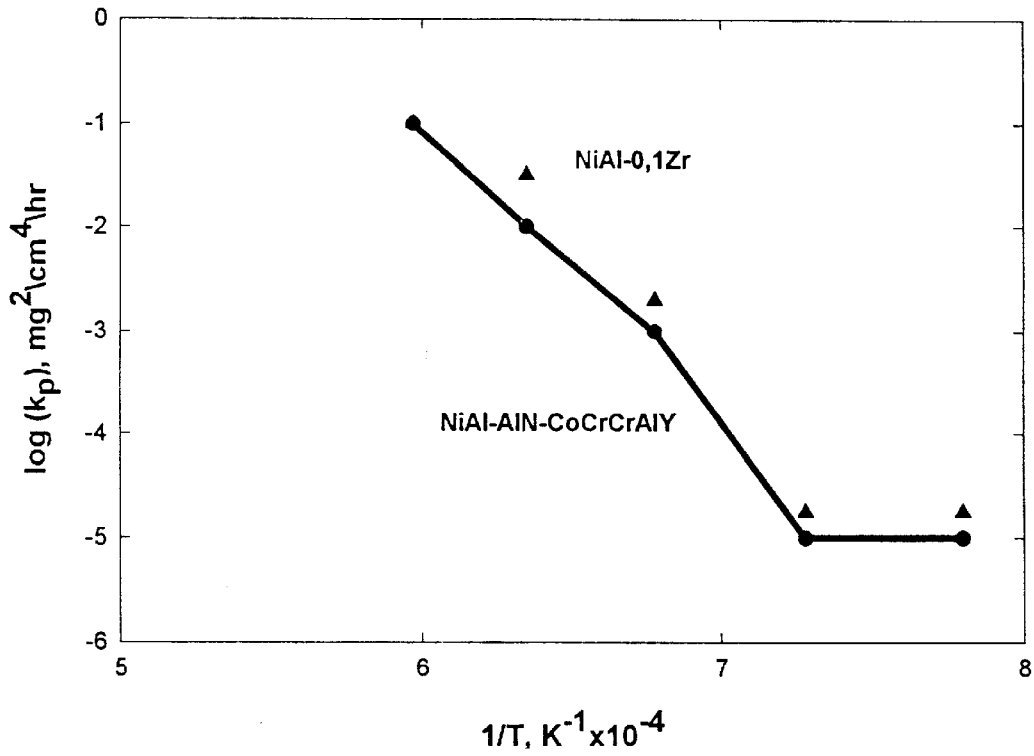


FIG. 4

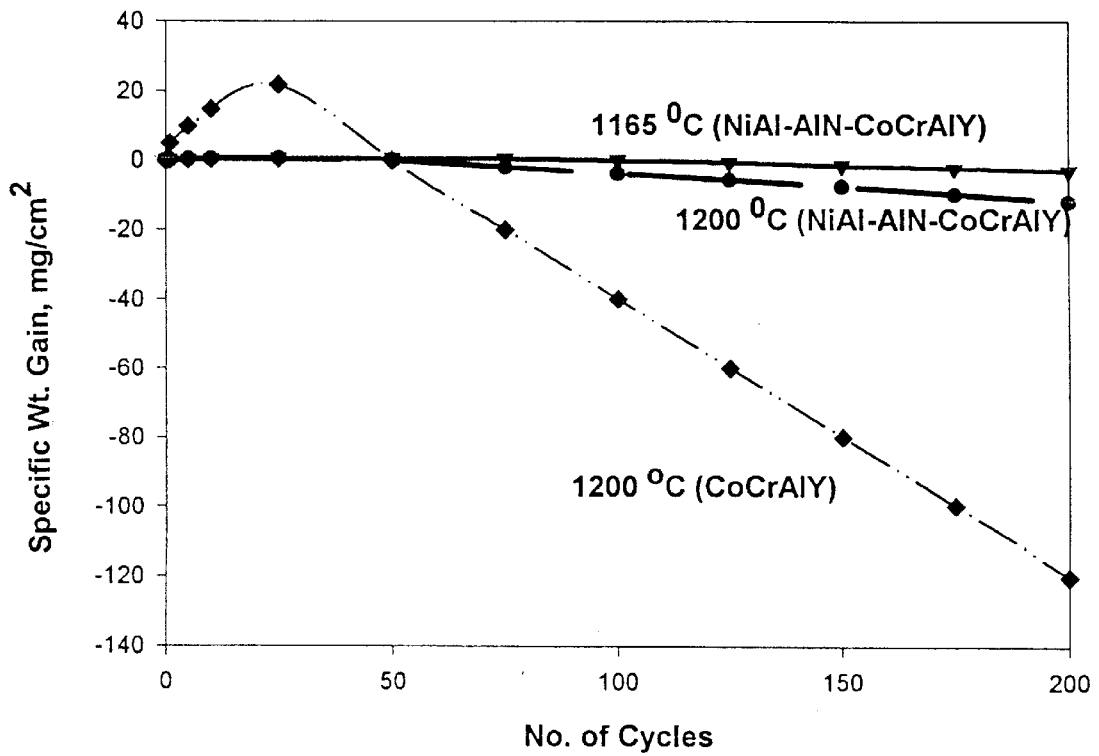


FIG. 5

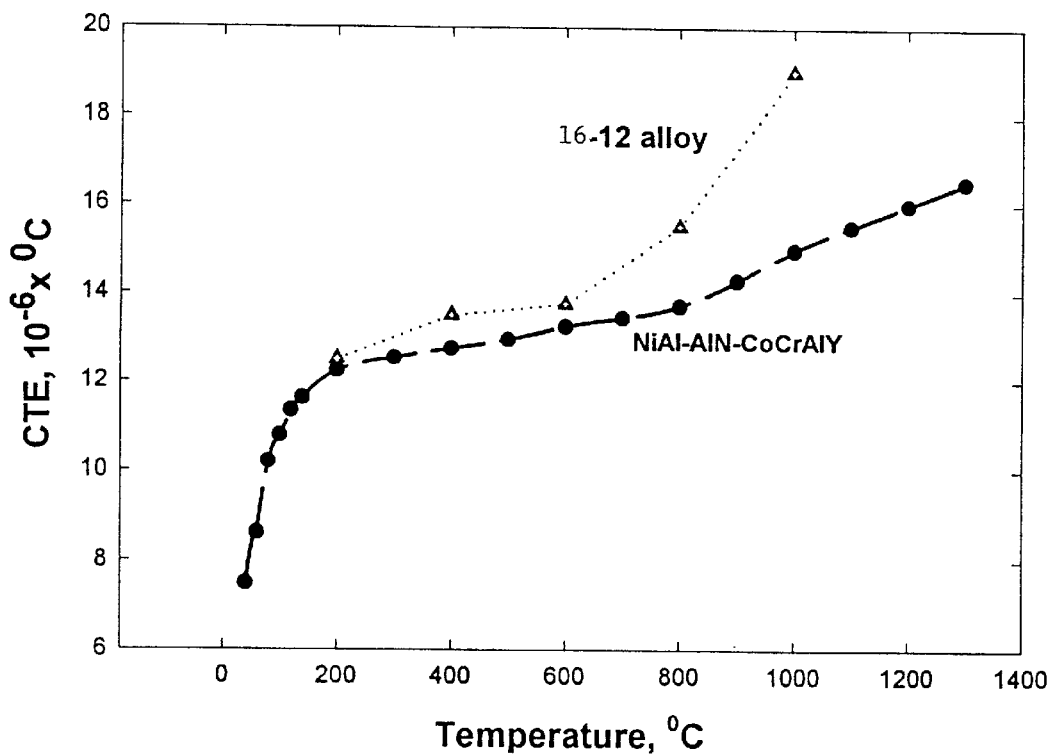


FIG. 6

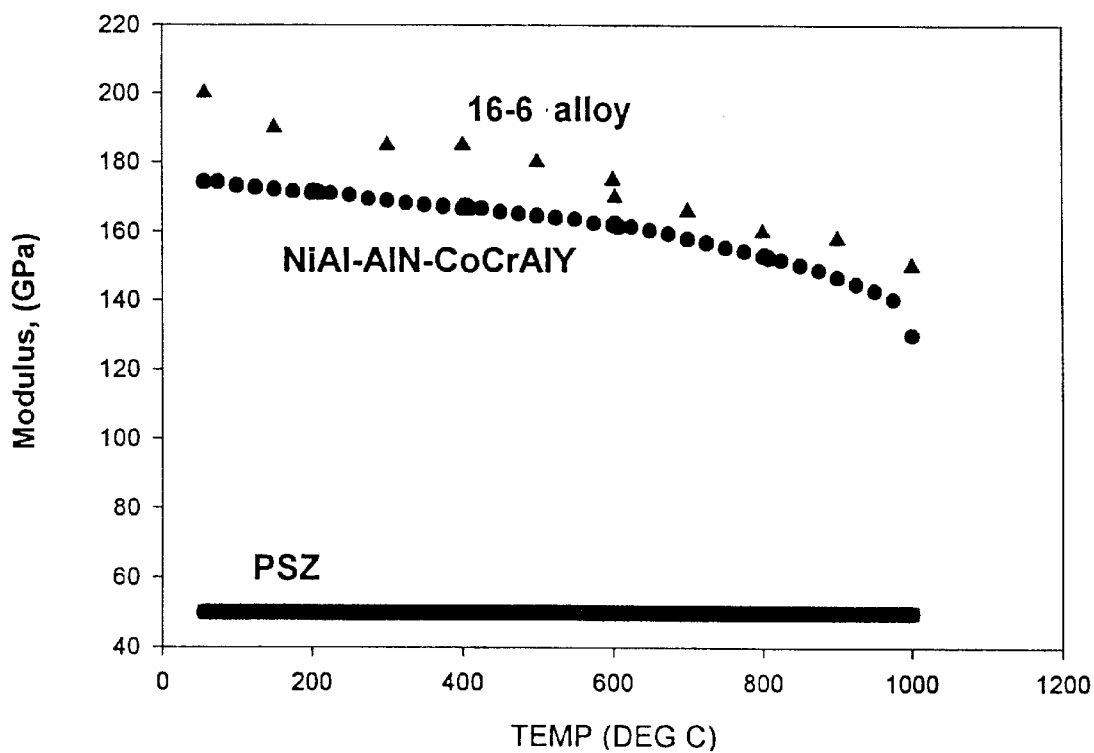


FIG. 7

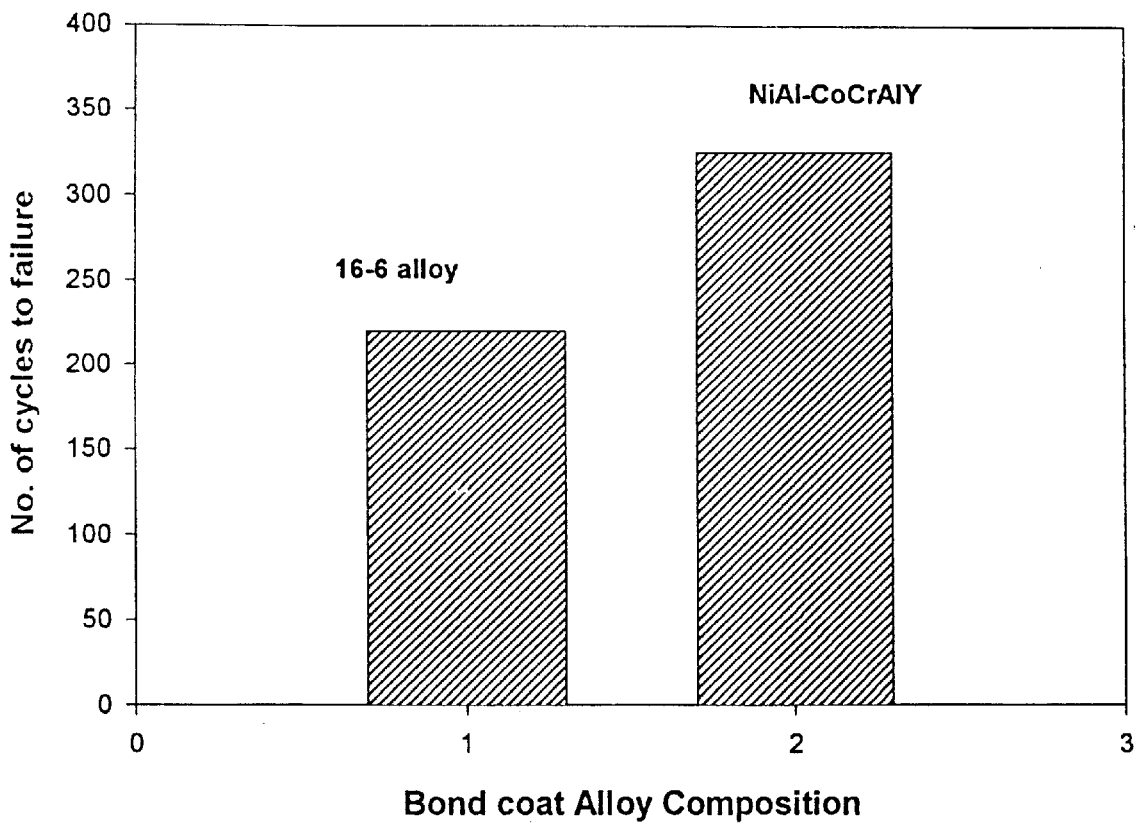


FIG. 8

OXIDATION RESISTANT AND LOW COEFFICIENT OF THERMAL EXPANSION NiAl-CoCrAlY ALLOY

This invention was made with Government support under Contract No. 3637 by NASA. The Government has certain rights to the invention.

BACKGROUND OF THE INVENTION AND RELATED ART

The present invention relates to NiAl-based intermetallic composites, and more particularly, to a new NiAl—CoCrAlY bond coat optionally having particulate AlN dispersed therein. The bond coat has particular application as part of a thermal barrier coating for metallic components used in high temperature applications.

Multilayer thermal barrier coatings on superalloy substrates are comprised of an intermetallic bond coat, a thermal grown oxide layer and a zirconia top coat that provides thermal protection. Known bond coats include CoCrAlY and NiCrAlY. These bond coats are alumina formers and provide oxidation resistance. However, because of the low aluminum content of these bond coat materials, their oxidation resistance is limited to shorter times and lower temperatures than desired in many applications. Further, their coefficient of thermal expansion mismatch with the zirconia thermal barrier coating causes rapid degradation.

In accordance with the present invention, a bond coat with improved long-term oxidation resistance and coefficient of thermal expansion compatibility with the thermal barrier coating is provided.

SUMMARY OF INVENTION

It has now been found that NiAl and CoCrAlY may be combined to provide improved bond coats. The performance of the bond coat may be further enhanced with the dispersion therein of particulate AlN.

AlN is believed to operate to enhance oxidation resistance by providing an aluminum source useful to form alumina scale. In addition to enhancing oxidation resistance, AlN has also been found to reduce the coefficient of thermal expansion of the resulting composite to more closely match that of the ceramic thermal barrier coat, e.g. zirconia. Accordingly, the resulting composite is characterized by increased oxidation resistance and thermal fatigue properties.

The NiAl and CoCrAlY alloy may include 15 to 30 volume percent CoCrAlY, the balance being NiAl. The NiAl may be at 50 to 55 atom percent.

The NiAl—CoCrAlY—AlN composite may comprise about 10 to 15 volume percent AlN, 15 to 30 volume percent CoCrAlY and the balance is NiAl. Good results have been obtained with about 10 volume percent AlN and 15 volume percent CoCrAlY, the remainder being NiAl.

A further improvement provided by the AlN particulate is increased mechanical strength. More particularly, the modulus of the resulting composite is increased.

The NiAl—CoCrAlY—AlN composite is lightweight, tough and highly creep resistant. The composite also has good thermal conductivity.

Cryomilling may be used in the preparation of the composite. More particularly, NiAl and CoCrAlY may be mixed and cryomilled in liquid nitrogen with the use of a grinding media. During the subsequent forming and heating of the composite, the AlN is formed as a particulate dispersion within the NiAl—CoCrAlY matrix.

BRIEF DESCRIPTION OF THE DRAWINGS

FIG. 1 is a micrograph showing extruded NiAlCoCrAlY—AlN;

FIG. 1A is a micrograph similar to FIG. 1 showing various phases of the NiAl—CoCrAlY—AlN;

FIG. 2 shows a comparison of 1100° C. isothermal oxidation weight gain of NiAl—CoCrAlY—AlN and other MCrAlY bond coat alloys;

FIG. 3 shows an x-ray diffraction pattern of a specimen of oxidized NiAl—CoCrAlY—AlN;

FIG. 4 shows a comparison of the parabolic oxide growth rates of NiAl-0.1Zr and NiAl—CoCrAlY—AlN;

FIG. 5 shows a comparison of the cyclic oxidation of a CoCrAlY alloy with NiAl—CoCrAlY—AlN;

FIG. 6 shows a comparison of the coefficient of thermal expansion vs. temperature for NiAl—CoCrAlY—AlN and 16-12 alloy;

FIG. 7 shows dynamic Young's Modulus vs. temperature for NiAl—CoCrAlY—AlN, 16-6 alloy and partially stabilized zirconia; and

FIG. 8 shows a comparison of the thermal cycle lives of two layered thermal barrier coatings with 16-6 bond coat and NiAl—CoCrAlY—AlN bond coat.

DETAILED DESCRIPTION OF THE INVENTION

The NiAl—CoCrAlY alloy may be formed using conventional melting techniques and elemental constituents. Also, mechanical alloying may be used by mixing elemental constituents or master alloy powders, NiAl and CoCrAlY, in proportion and milling it to form NiAl—CoCrAlY alloy. As noted above, the CoCrAlY may comprise 15 to 30 volume percent of the alloy. Also, an 85/15 volume percent ratio may be used. The NiAl—CoCrAlY alloy may be used as a bond coat for Ni-based superalloys, but its properties may be further improved with the addition of particulate AlN as discussed below.

The NiAl—CoCrAlY—AlN composite of the present invention is prepared using cryomilling. The component NiAl and CoCrAlY alloys may be prepared from elemental constituents in accordance with known techniques or purchased from commercial sources. In the following example, a prepared NiAl alloy is combined with a commercially available CoCrAlY.

In preparation for cryomilling, about 85 percent by volume of prealloyed NiAl (50 atom percent) and 15 percent by volume of a commercially supplied CoCrAlY alloy were mixed and cryomilled in a Union Process 01-HDT attritor. The grinding media comprised 304 stainless-steel balls of ¼ inch diameter. The milling was carried out in the presence of liquid nitrogen for about 16 hours. The outer jacket of the vessel was also cooled with liquid nitrogen. The milled powder was consolidated by hot extrusion or by hot isostatic pressing.

Referring to FIG. 1, an SEM micrograph shows the NiAl—CoCrAlY—AlN composite as extruded. The elongated grains of NiAl are particularly illustrated. Referring to FIG. 1A, the light phase corresponds with the (NiCo)Al phase and a dark mantle region consists of nanosized AlN particles. The AlN particles range in size from 10 to 50 nanometers.

The consolidated material was used to form oxidation coupons, 4 point bend and tensile specimens. These were machined from the consolidated material.

Isothermal oxidation tests were carried out between 1100° C. and 1400° C. for 200 hours. Referring to FIG. 2, a plot of the specific weight gain vs. time for the NiAl—CoCrAlY—AlN composite of the invention and several other currently used MCrAlY bond coat alloys is shown. Only the 16-6 (16% Cr and 6% Al) alloy showed comparable performance with that of the inventive composite up to about 200 hours. Thereafter, the NiAl—CoCrAlY—AlN composite is characterized by a lower specific weight gain.

Referring to FIG. 3, an x-ray diffraction pattern for an oxidized specimen of NiAl—CoCrAlY—AlN is shown. The peak corresponds with alumina. SEM analysis showed that the alumina scale is continuous, very compact and thin. This agrees with the effective oxidation resistance displayed by the NiAl—CoCrAlY—AlN composite and the low specific weight gain observed.

Referring to FIG. 4, the Arrhenius plot shows the relationship of the parabolic scaling oxide constant (k_p) and $1/T$ for NiAl—CoCrAlY—AlN and NiAl0.1Zr. The k_p values for NiAl—CoCrAlY—AlN are lower than those of NiAl0.1Zr alloy and indicate a lower rate of forming alumina for all temperatures.

Cyclic oxidation tests were performed at 1160° C. and 1200° C. for 200 cycles in air. Each cycle consisted of one-hour heating and 20 minutes of cooling. For purposes of comparison, the cyclic oxidation of CoCrAlY under these conditions was also tested. The results are reported in FIG. 5.

Referring to FIG. 5, the CoCrAlY alloy displays a much lower specific weight gain at 50 cycles or higher indicating a greater degree of spallation. In comparison, NiAl—CoCrAlY—AlN at 200 cycles had a specific weight gain of -3 mg/cm^2 at 1165° C. and -13 mg/cm^2 at 1200° C.

The coefficient of thermal expansion of freestanding NiAl—CoCrAlY—AlN was measured at temperatures ranging from 20° C. to 1000° C. in an argon atmosphere. The average coefficient of thermal expansion is plotted against temperature in FIG. 6. For comparison purposes, a commercially used 16-12 bond coat alloy (16% Cr and 12% Al) was also tested, and the results are included in FIG. 6. As shown, the NiAl—CoCrAlY—AlN composite had a lower coefficient of thermal expansion. At temperatures of about 1150° C., the coefficient of thermal expansion is less than about 16 for the NiAl—CoCrAlY—AlN composite.

Tensile tests were carried out on butterhead type specimens between room temperature and 1000° C. The dynamic Young's modulus values were measured and correlated with temperature, the data being plotted in FIG. 7. In addition to

the NiAl—CoCrAlY—AlN alloy, similar measurements were made for a 16-12 alloy and a plasma sprayed, partially stabilized zirconia (PSA) alloy. As shown, both of the bond coats have a much higher modulus than in the thermal barrier coat which is porous. Since the elastic stress generated in the coating will be dominated by the lower modulus material, it is evident that the ceramic layer modulus will determine the stress in the thermal barrier coating up to the operating temperature.

The most important property of a bond coat is, of course, the thermal fatigue life of the thermal barrier coating system for that bond coat. The fatigue lives of thermal bond coatings having an air plasma sprayed ceramic top coat and a low pressure plasma spray applied NiAl—CoCrAlY—AlN bond coat or a 16-6 bond coat were evaluated using a jet-fuel fired Mach 0.3 burner rig to simulate gas turbine conditions. A JP-5 fuel was used in the burner. Samples were heated in the burner for six minutes to a steady state temperature of 1160° C. and then forced-air cooled for 4 minutes during each cycle.

The results of the thermal cycle testing are reported in FIG. 8. As shown, the 16-6 alloy (16% Cr and 6% Al) had a cycle life of about 220 cycles and the NiAl—CoCrAlY—AlN composite of the invention had a cycle life of about 325 cycles. This corresponds to about a 50 percent increase in cycle life.

What is claimed is:

1. A method of preparing a particulate reinforced NiAl—CoCrAlY—AlN composite alloy comprising the steps of: cryomilling NiAl and CoCrAlY in liquid nitrogen to obtain a powder which forms upon consolidation a particulate reinforced NiAl—CoCrAlY—AlN composite alloy comprising a NiAl—CoCrAlY matrix having particles of AlN within said matrix, and consolidating said powder to form said NiAl—CoCrAlY—AlN composite alloy.
2. A method as in claim 1, wherein said composite comprises from about 10 to about 15 volume percent AlN, from about 15 to about 30 volume percent CoCrAlY said NiAl, and the remainder is NiAl.
3. A method as in claim 1, wherein said NiAl and CoCrAlY are cryomilled using stainless steel balls grinding media.
4. A method as in claim 3, including cryomilling said NiAl and CoCrAlY for about 16 hours.
5. A method as in claim 2, wherein said composite consists essentially of NiAl, CoCrAlY and AlN.

* * * * *

UNITED STATES PATENT AND TRADEMARK OFFICE
CERTIFICATE OF CORRECTION

PATENT NO. : 6,454,992 B1
DATED : September 24, 2002
INVENTOR(S) : Hebsur

Page 1 of 1

It is certified that error appears in the above-identified patent and that said Letters Patent is hereby corrected as shown below:

Column 4,

Line 41, please delete "A method as in claim 1," and insert therefor -- A method as in claim 2, --

Signed and Sealed this

Seventh Day of January, 2003

A handwritten signature in black ink, appearing to read "James E. Rogan", written over a horizontal line.

JAMES E. ROGAN
Director of the United States Patent and Trademark Office